

Grade 3 Speaking Class



UNIT 2- WHAT ARE THESE?


CONTENT

LESSON 1...3-8

LESSON 2...9-15

LESSON 3...16-23

LESSON 4...24-END



Yeah!
I'm ready!

Let's
study!

Lesson 1

SB p 20



Finish lessons
to unlock
PRIZE
VIDEOS!

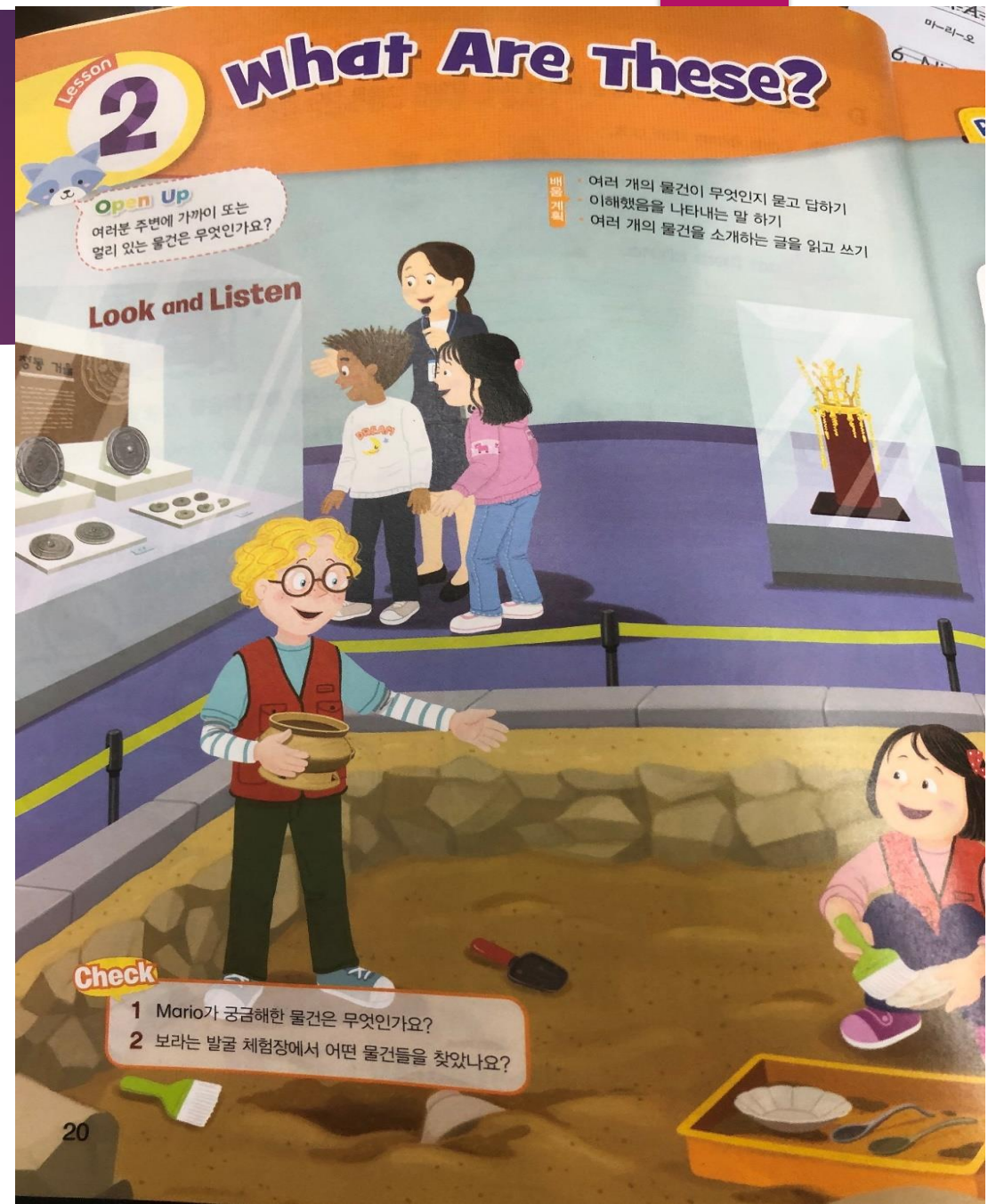
Warm Up

Are the kids at the park?

No, they are not.

Where are they?


- A. At a store **B. At a museum** C. At a movie.



Warm Up

▶ How many kids are here?

There are 3 kids.



Look and Listen #1


Docent: Hi everyone. This is the Silla-Room.

Mario: Ming, look. What are these?

Ming: They're plates.

Docent: Well, they're not plates. They're mirrors.

Mario: Mirrors? Oh, I see.



Look and Listen #2

Ben: Look! I have a crown.

Bora: That's not a crown. It's a bowl.

Ben: Oh, I see. Bora, what are those?

Bora: They're spoons and plates.

Ben: Oh, they're nice.





El mismo des...

Lesson 2

SB p 20,21



Do your
best,
everyone!

Warm Up

Who are these people? Say their names!

Excellent!



Rap Chant



Listen and Do



Listen and Do Your Turn!



1. A: What are these?

B: They're pencil cases

2. What are those?

They're bowls.

3. What are these?

They're mirrors.

Oh, I see.

4. What are those?

They're plates.



Listen and Play

Listen and Play 물건 색칠하기 놀이

- 내가 고른 물건과 선생님이 말씀하신 물건이 같으면 색칠해요

멀리 있는
물건

those



가까이 있는
물건

these





Lesson 3

SB p 22



Is everyone
great today?

Warm up- Treasure Hunt

Find the items on the list in the picture! Ready? GO!

A blue frog	two stars	Bora
A backpack	A pink cat	Two tigers

Treasure Hunt- Answers

Items to Find

~~A blue frog~~

~~A backpack~~

~~Two stars~~

~~A pink cat~~

~~Board~~

~~Two tigers~~



Look and Say 1



Suho: Look! What are these, Bora?

Bora: They're fans

Suho: Fans?

Bora: Yes. Push the red button, Suho.

Suho: Ok. Oh, I see!

Look and Say 2



Tina: What are those?

Suho: Well, let's go and see.

Tina: Ok. Oh, they're pencil cases.

Bora: They're very cute. I like them.

Look and Say 3



Bora: Wow! These books are very big.

Clerk: They're not books. They're lamps.

Bora: Oh, I see.

Sounds Fun



Th, th, these

What are these?

Th th, they

They're fans.



Lesson 4

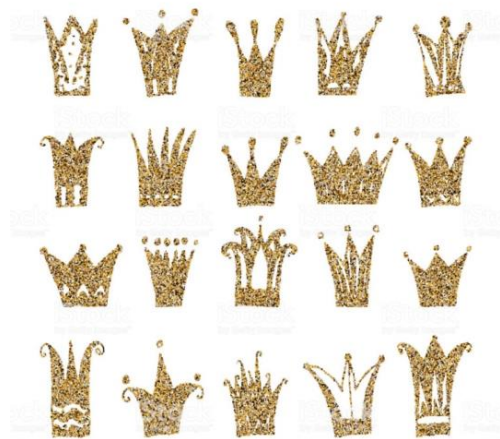
SB p 23, WB p. 7



Warm Up- Chorus Game Rules


1. Form two teams
2. UNMUTE mics
3. Loudest, clearest, quickest
answer wins! (Must use They're _____!)
4. Have fun!

Warm Up- Chorus Game





Talk Together

이것들이 무엇인지 묻고 답해 보세요.







A: What are these?
B: They're _____ .
A: What are those?
B: They're _____ .
A: Oh, I see. 이것들을 나타내는 말 쓰기

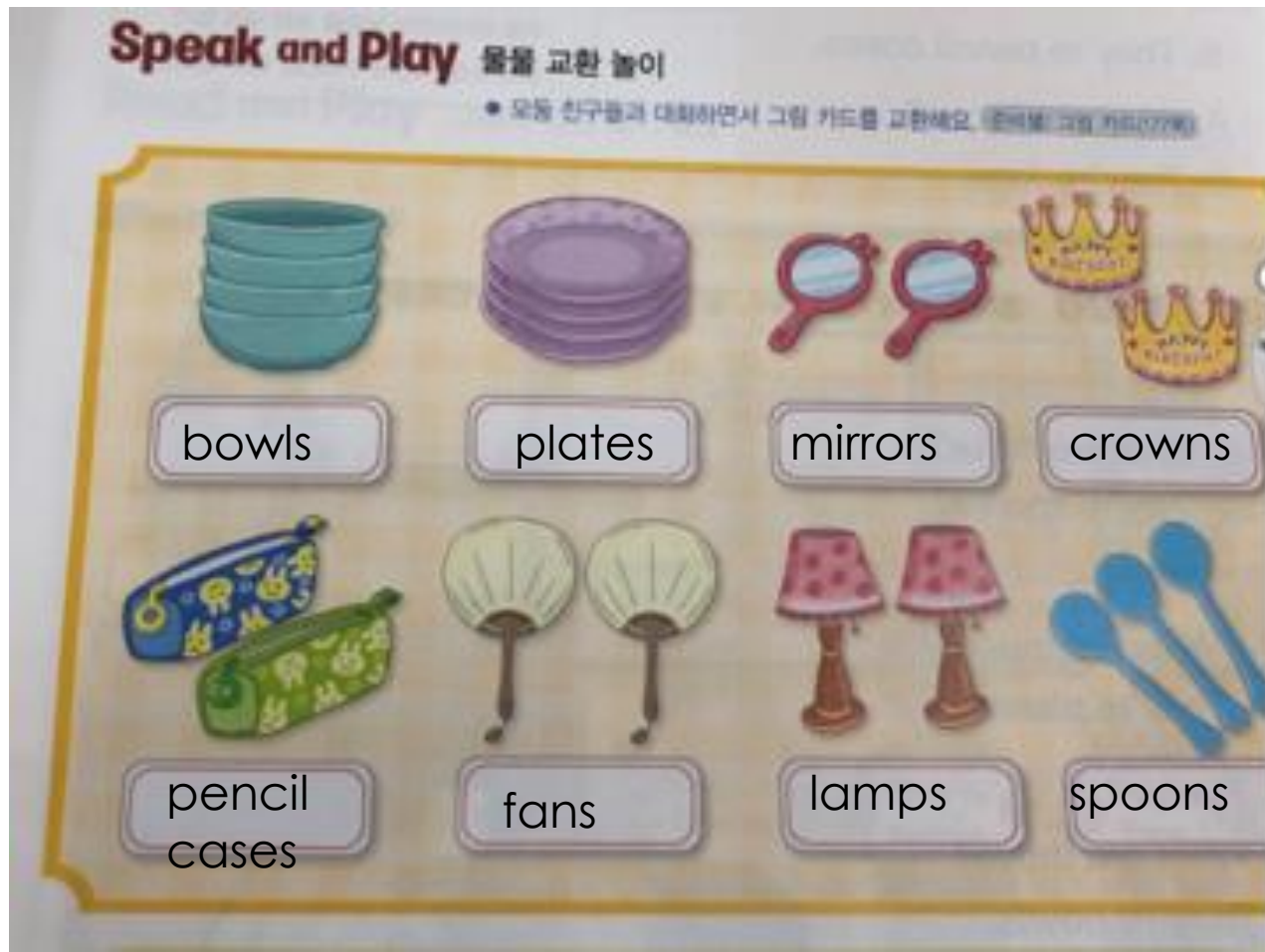
1



2



Speak and Play



WB p.7

Look and Listen	Lesson 2. What are these?	Look and Say
<p>#1 Docent : Hi, everyone. This is the Silla-Room. Mario : Ming, look. What are (these)? Ming : They're (plates). Docent : Well, they're not plates. They're (mirrors). Mario : Mirrors? Oh, I see.</p> <p>#2 Ben : Look! I have a (crown). Bora : That's not a crown. It's a (bowl). Ben : Oh, I see. Bora, what are (those)? Bora : They're spoons and plates. Ben : Oh, they're nice.</p>	<p>#1 Suho : Look. What are these, Bora? Bora : (They're) fans. Suho : Fans? Bora : Yes. Push the red button, Suho. Suho : Okay. Oh, I see.</p> <p>#2 Tina : What are (those)? Suho : Well, let's go and see. Tina : Okay. Oh, they're (pencil cases). Bora : They're very cute. I like them.</p> <p>#3 Bora : Wow! (those) books are very big. Clerk : They're not books. They're (lamps). Bora : Oh, I see.</p>	

- 7 -

Hangman Game!

Now you will play hangman with your classmates!
Teachers use the whiteboard feature to play and use the target phrases!

