

# Unit 3: My Summer Vacation Page 24

Writing about Vacations

Lesson

3

## My Summer Vacation



Writing Opener

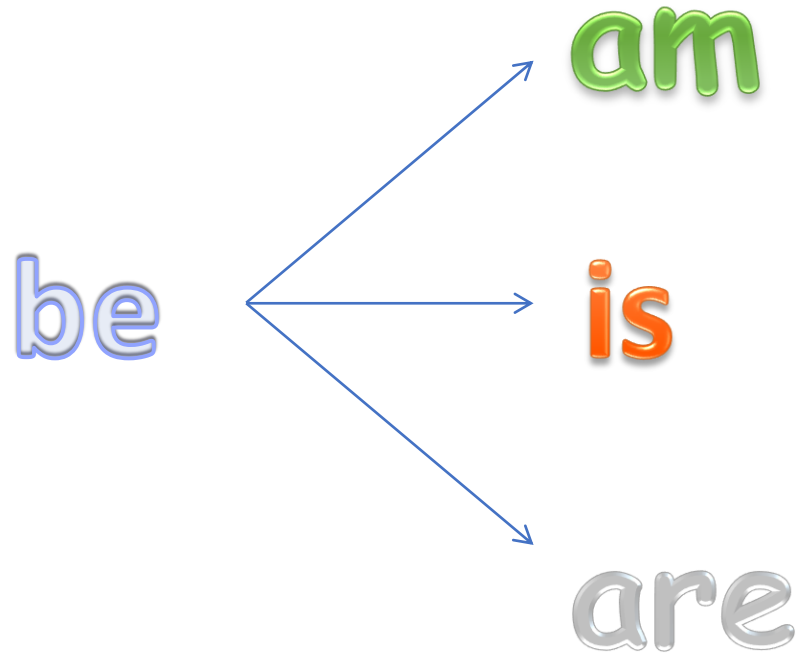


<b>Topic</b>	<b>Writing about Vacations</b>
<b>Text Structure</b>	Letter Writing
<b>Grammar Point</b>	The simple past and the be verbs (was/were)
<b>Punctuation</b>	Question marks; commas after letter greetings, letter closings, and the days in dates
<b>Transition words</b>	and
<b>Word list</b>	summer vacation, go, see, send, fun, be amazed, summer vacation, Write back!

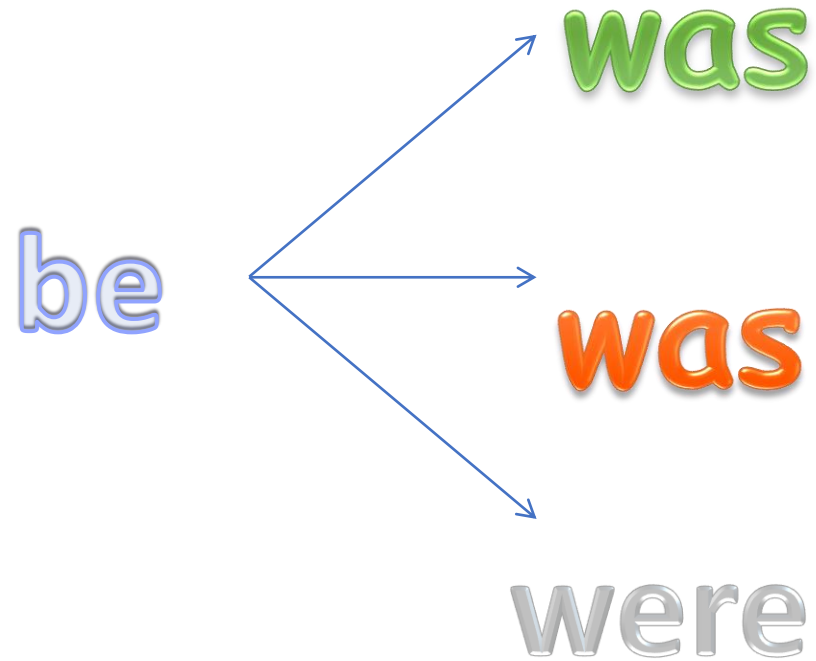
Let's Review:

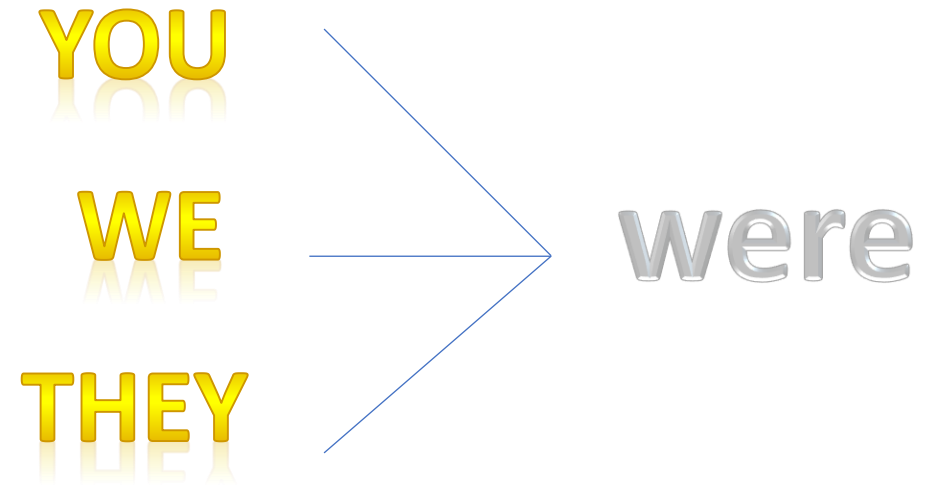
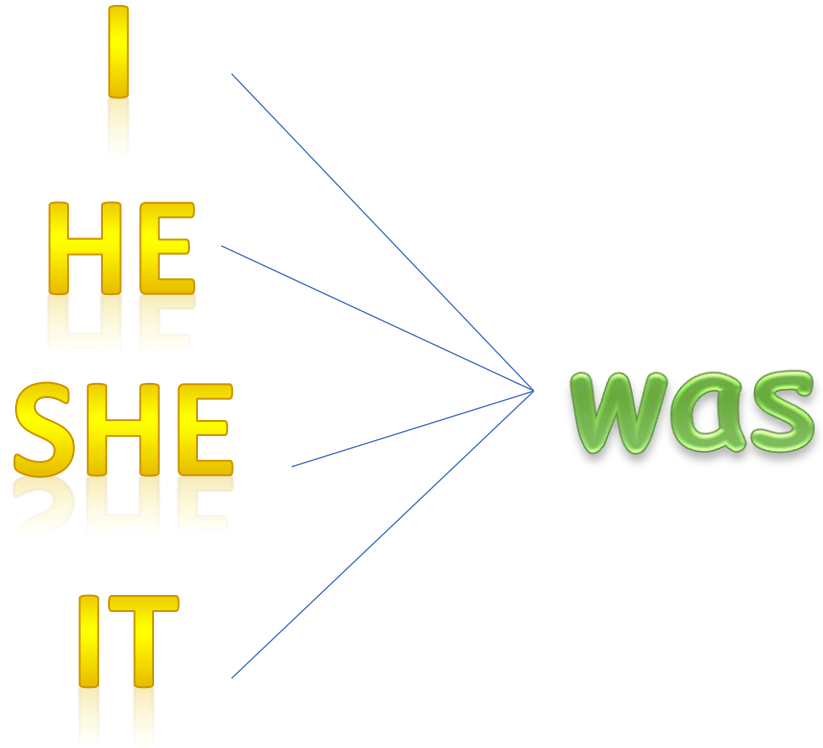
PAST SIMPLE

You know me in the present...



Now see how I am in the past...





# Past Simple



## Affirmative



I was

You were

He was

She was

It was

We were

You were

They were

## Negative

I was not / I wasn't

You were not / You weren't

He was not / He wasn't

She was not / She wasn't

It was not / It wasn't

We were not / We weren't

You were not / You weren't

They were not / They weren't

# ⚡ REMEMBER ⚡



Why do we use Simple Past Tense?

➤ Completed /Finished actions in the past.

- I **went** to Korea last summer vacation.

➤ A series of completed actions in the past.

- I **finished** my work, **walked** to the beach,  
and **found** a nice place to s





I played soccer.



# play



I visited my  
grandparents.



visited

friend

grandpa

grandma

dad

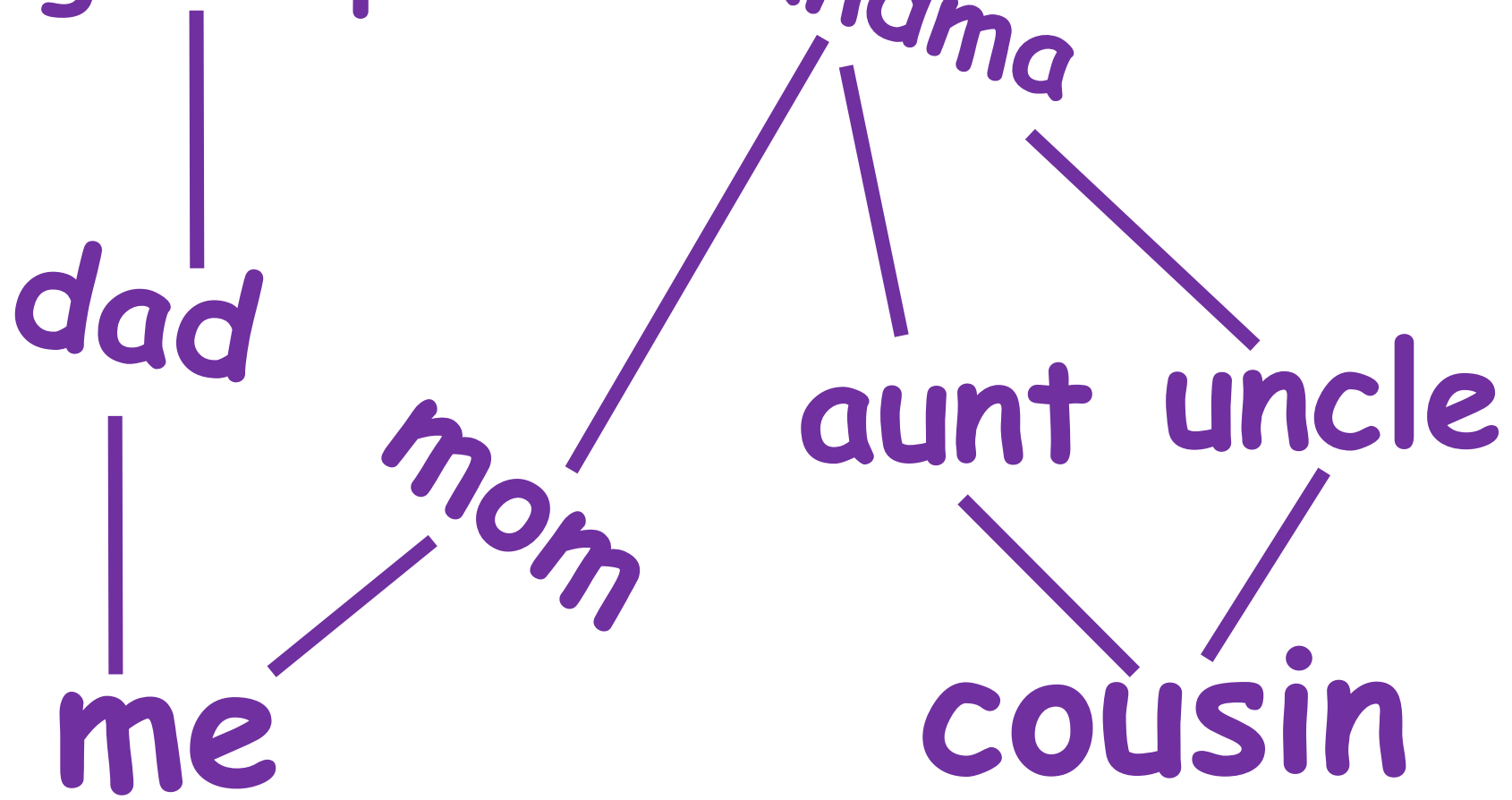
aunt

uncle

mom

me


cousin



I ate bibimbap.



# ate



I read books.



I studdyied Korean.

일곱시 삼십분입니다!





# studied



English



math



art



science

I rode my bike.



I was sick.



I went to the beach.




went to



the park



Busan



the zoo

I watched TV.



I wrote a letter.



I traveled with my family.





# Page 24

John took a picture during his summer vacation. Circle the correct answers and write.

**A** Where did John go?

He went to New York. (went / saw)

**B** What did he do in New York?

He saw the Statue of Liberty. (saw / sent)

What did the people do  
in the picture?



# What did they do on summer vacation?



# Key Vocabulary

# vacation



# send-sent



# go - went



# see - saw





fun




was/were amazed





# write back





# New Words with Korean translations



# vacation



휴가, 방학

# send-sent



보내다

# go - went



# 가다

# see - saw



보다



fun



재미있는, 재미

was/were amazed



놀란

# write back



답장 써 줘!

**C** Complete John's letter to his pen pal about his summer vacation using the given words.

- August 30, 2015
- Dear Kyle,
- went
- How
- saw
- Write
- Your friend,



# Page 25

**Heading**

August 30, 2015

**Greeting**

Dear Kyle,

**Body**

**Beginning**

How was your summer vacation?

**Middle**

My family went to New York.

We saw the Statue of Liberty.

**End**


Write back!

**Closing**

Your friend,

**Signature**

John




# The Heading

첫머리

- The heading can include the date . ( Month, Day, and Year)

August 15, 2015

Heading



# Greeting

받는 사람, ~에게

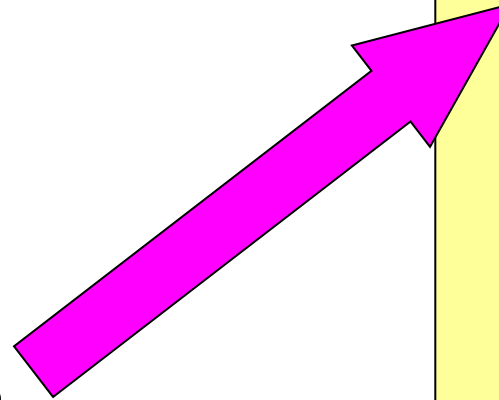
- Dear \_\_\_\_\_ . The blank is for the name of the person you are writing. After you write the person's name you put a comma ( , ).



August 15, 2015

Dear Kyle,

# Greeting



# The Body

- The body of the letter is the information you are writing in your letter.



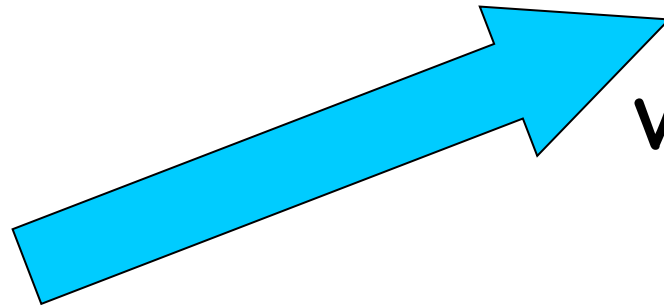
August 15, 2015

Dear Kyle,

Beginning

How was your  
vacation ?

**Body**



# The Body

- The body of the letter is the information you are writing in your letter.



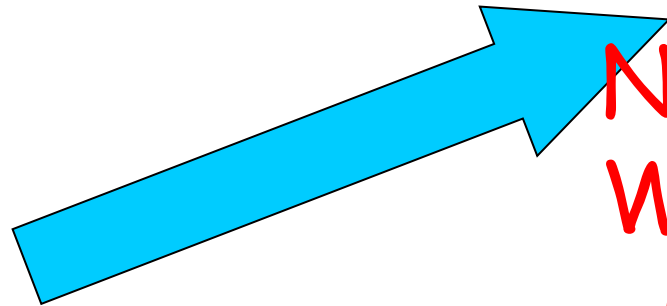
August 15, 2015

Dear Kyle,

Middle

My family went to  
New York.  
We saw the statue  
of Liberty.

**Body**





# The Body

- The body of the letter is the information you are writing in your letter.



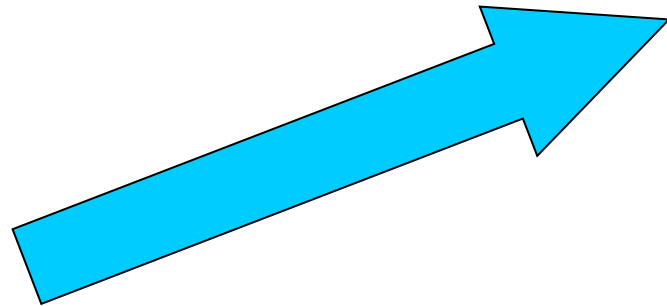
August 15, 2015

Dear Kyle,

End

Write back!

**Body**



# The Closing

끝맺음

- The Closing: In the closing the first word is capitalized and you put a comma after the last word.

Some examples of closings are: Sincerely, Your friend, Love, Very truly yours,

**Closing**



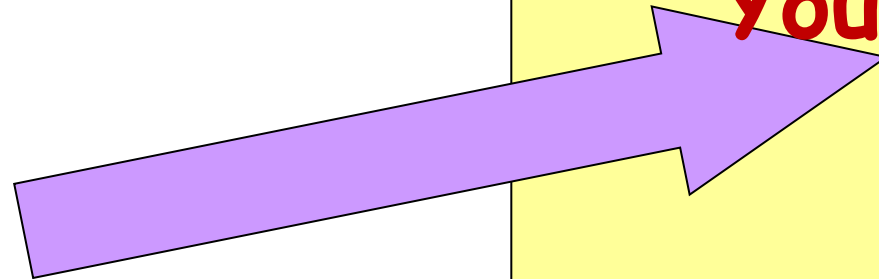
August 15, 2015

Dear Kyle,

How was your vacation ?  
My family went to New York. We saw the  
statue of Liberty.

Write back !


**Your friend,**



# 서명 Signature

- This is your name. It goes under the closing.

## Signature



August 15, 2015

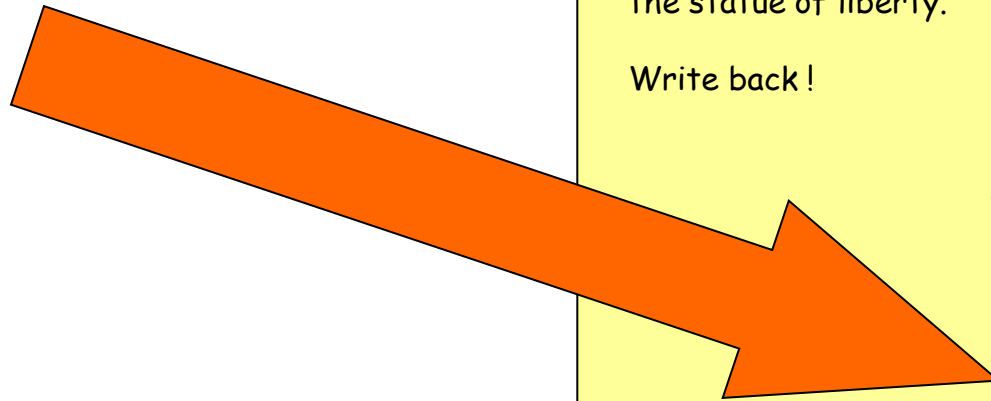
Dear Kyle,

How was your vacation?  
My family went to New York. We saw  
the statue of liberty.

Write back!

Your friend,

**John**



What did you do on  
your summer vacation?



I played with friends.

**What did you do on  
your summer vacation?**



**I went swimming with  
friends.**

What did you do on  
your summer vacation?



We rode bikes.

**What did you do on  
your summer vacation?**



**I traveled with my family.**

# What did you do on your summer vacation?



We watched lots of movies.



**What did you do on  
your summer vacation?**



**I ate good food.**

What did you do on your summer vacation?



We went snorkeling.

**What did you do on  
your summer vacation?**



**I flew a kite.**

## Writing Model

Read Toby's letter and answer the questions on the next page.



August 30, 2015

Dear Jing,  
Hi! What's up?  
How was your summer vacation?  
My summer was fun.  
My family went to New York.  
We saw the Statue of Liberty  
and the Empire State Building.  
We were amazed.  
I sent you a picture.  
Write back!

Your friend,  
*Toby*



# Writing Analysis

**A** What is the greeting?

Dear \_\_\_\_\_ Jing,

**B** What is the closing?

Write back!

**C** What is Toby writing about?

He is writing about his summer vacation.

**D** Complete the Linking Map about Toby's summer vacation.



**Commas**  
Put commas(,) after greetings and closings

**Question Marks**

Write the missing words and commas(,) from page 26.

**Heading**

August, 30 2015

**Greeting**

Dear \_\_\_\_\_ Jing \_\_\_\_\_

**Body**

**Beginning**

Hi \_\_\_\_\_ ! What's \_\_\_\_\_ up \_\_\_\_\_ ?

How was your \_\_\_\_\_ Summer vacation \_\_\_\_\_ ?

**Middle**

My \_\_\_\_\_ summer \_\_\_\_\_ was \_\_\_\_\_ fun \_\_\_\_\_ .

My family \_\_\_\_\_ went \_\_\_\_\_ to New York.

We \_\_\_\_\_ saw \_\_\_\_\_ the Statue of Liberty and the  
Empire State Building.

We \_\_\_\_\_ were amazed \_\_\_\_\_ .

I \_\_\_\_\_ sent \_\_\_\_\_ you a picture.

**End**

Write \_\_\_\_\_ back \_\_\_\_\_ !

**Closing**

Your \_\_\_\_\_ friend \_\_\_\_\_

**Signature**

\_\_\_\_\_





**A** **Past Tense** Change the verbs into the past tense.

1. see → saw

4. come → came

2. go → went

5. know → knew

3. send → sent

**B** **Was/Were** Complete the sentences using the past tense of the verb *Be*.

1. They were in New York. (are)

2. We were amazed. (are)

3. I was small. (am)

4. Tony was the boss. (is)

5. You were teachers. (are)



Unscramble the words and make sentences.

1. I saw the Statue of Liberty.

saw / I / the Statue of Liberty

2.

He was sad.

sad / He / was

3.

They went to New York.

went / They / to New York